

KR-800/RM-800

Auto Kerato-Refractometer
Auto Refractometer



KR-800 / RM-800

Premium Value Based Upon 60 Years' Experience

Topcon is proud to introduce the new KR-800 & RM-800 Auto Kerato/Refractometers both of which incorporate the very latest in design technology & ergonomics. The units features a bright, new 8.5 inch color touchscreen panel to control the main functions and an improved joystick operation due to a 23% reduction in weight from the previous models. Topcon systems have been renowned for their accuracy due to the proven Rotary Prism Technology. These new units feature this technology as well, so you take confidence, that accurate and stable measurements will be the norm.

With over 60 years' experience, Topcon is always striving to deliver the very best in terms of instrumentation which always reflects the best in design, functionality & accuracy, allowing our customers to have confidence in their investment.

Features

- » Topcon's Rotary Prism Technology for Unparalleled Accuracy
- » Simple to Use
- » Compact and Modern Design
- » 8.5-inch LCD Touchscreen Panel
- » Connectable LAN



Wide 8.5-inch Touchscreen Control Panel

The new KR-800/RM-800 is equipped with a wide 8.5 inch color touchscreen panel featuring clear, easy to read icons allowing the operator full control of the unit during the measuring process.



Smooth Movements

Topcon's ability to engineer a weight reduction of approximately 23% has contributed to a smoother operation of the unit when using the X-Y control lever. This all contributes to a more fluid measuring process and a more accurate end result.



One Touch Lock

Both new instruments are fitted with a quick and easy to use lock.



Easy Load Printer

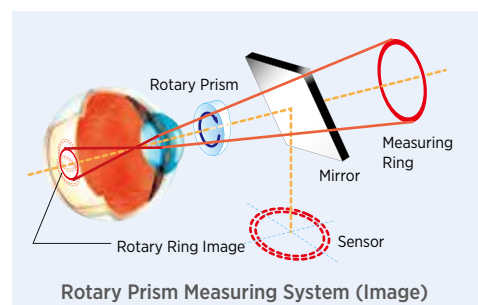
The printer on the new units saves you time by eliminating the need to load new printer rolls. You simply drop the new roll in and print.

Unique Technology & Networking Ability

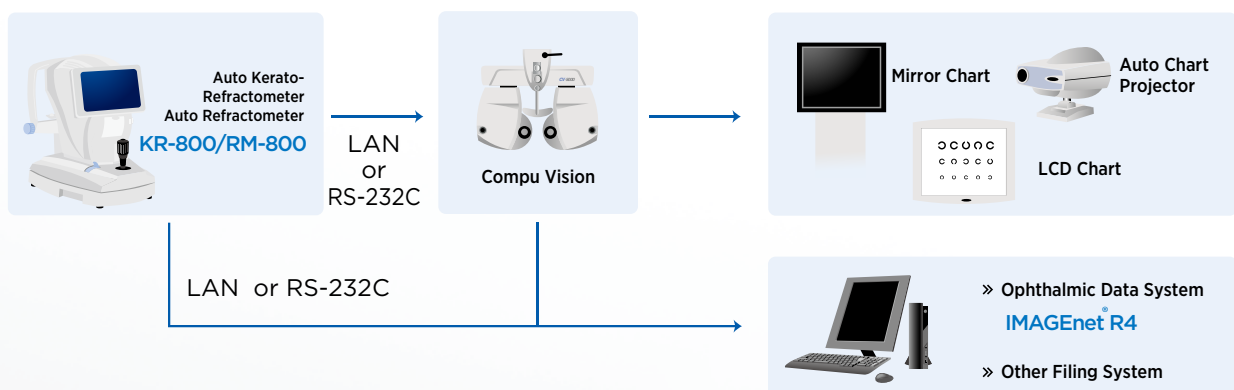
Unparalleled Accuracy

The unique* Rotary Prism Technology, exclusive of Topcon, allows for unparalleled precision and reliability. This system measures a wider area of the retina while permitting measurements through pupils as small as 2mm in diameter.

*The off-centered ring target can cover areas that may be occluded by a small pupil. The angle of the prism enables a wider area of the retina to be measured.



System Chart



Specifications


KR-800

RM-800

Refractive Power Measurement	Spherical refractive power	-25D to +22D (0.12D/0.25D steps) ※	
	Cylindrical refractive power	OD to ±10D (0.12D/0.25D steps) ※	
	Astigmatic axial angle	0°to 180° (in 1°or 5°steps)	
	Minimal measurable pupil diameter	φ2 mm	
Corneal Curvature Measurement	Corneal curvature radius	5.00 to 10.00mm (0.01mm step)	—
	Corneal refractive power	67.50D to 33.75D (0.12D/0.25D steps) (where, corneal refractive power =1.3375)	
	Corneal astigmatic refractive power	OD to ±10D (0.12D/0.25 D steps)	
	Corneal astigmatic axial angle	0°to 180° (1°/ 5°steps)	
PD Measurement Range	20mm to 85mm (0.5mm step)		
Data Transport Terminal	USB (import) /RS-232C (Export) / LAN (Export)		
Dimensions	317-341mm (W) × 521-538mm (D) × 447-477 mm (H)		
Weight	15 kg		
Power Supply	100-240V AC, 50-60Hz, 30-70VA		

※-25D ≤ spherical refractive power + cylindrical refractive power or spherical refractive power + cylindrical refractive power ≤ +22D

Printed Data



A complete printout of the acquired data is available at the touch of a button. The operator can choose among three print data formats:

- 1. ALL:** Prints out all measurements (up to 10 readings per eye);
- 2. AVE:** Prints out an averaged value for all measurements;
- 3. CLASSIC:** Outputs data of all (up to 10) measurements for both eyes and the results of 1 measurement and the average measured value of horizontal and vertical corneal curvature for both eyes.

The general addition and estimated near PD value can be printed out.



IMPORTANT In order to obtain the best results with this instrument, please be sure to review all user instructions prior to operation. Not all products, services, or offers are available in all markets. Contact your local distributor for country-specific information and availability.

TOPCON INSTRUMENTS (MALAYSIA) SDN. BHD.
(Regional Office for Topcon Healthcare Southeast Asia)
Unit 2, 4, Jalan Pensyarah U1/28, Hicom-glenmarie Industrial Park,
40150 Shah Alam, Selangor, MALAYSIA
Phone: +603-766 16260 Fax: +603-766 16261
Email: mys_tim_marketing_sm@topcon.com
www.topconhealthcare.my

TOPCON SINGAPORE MEDICAL PTE. LTD.
100G Pasir Panjang Road, #02-18, Interlocal Centre,
SINGAPORE 118523
Phone: +65-68720606 Fax: +65-67736150
E-mail: med.sales.sg@topcon.com
www.topconhealthcare.sg

TOPCON INSTRUMENTS (THAILAND) CO., LTD.
77/162 Sinnsathorn Tower, 37th Floor, Krungthongburi Rd.,
Klongtomsai, Klongsarn, Bangkok 10600, THAILAND
Phone: +66-02-440-1152 Fax: +66-02-440-1158
Email: tha_medical@topcon.com
www.eyecare.topcon.co.th

MEHRA EYETECH PRIVATE LIMITED
801 B Wing, Lotus Corporate Park, Graham Firth Steel Compound
Goregaon (East) Mumbai 400063 Maharashtra, INDIA
Phone: +91-22-61285455
E-mail: sales@mehraeyetech.in
www.topconhealthcare.in

TOPCON (BEIJING) MEDICAL TECHNOLOGY CO., LTD.
Room 2808, Tower C, JinChangAn Building, No.82, Middle Section of
East 4th Ring Road, Chaoyang District, Beijing 100124, P.R. CHINA
Phone: +86-10-8794-5176
E-mail: cn_marketing@topcon.com
www.topcon-china.net/

TOPCON KOREA MEDICAL CO., LTD.
2F YK Building, 205, Dogok-ro, Gangnam-gu,
Seoul, Republic of Korea
Phone: +82-2-6959-7947
E-mail: tkm@topcon.com
www.topconhealthcare.kr/



TOPCON CORPORATION

75-1 Hasunuma-cho, Itabashi-ku, Tokyo 174-8580, JAPAN.
Phone: +81-(0)3-3558-2522/2502
Fax: +81-(0)3-3965-6898
www.topconhealthcare.jp

