

Auto Kerato-Refracto-Tonometer

TRK-2P



4in1

Advanced Pre Testing Station TRK-2P
with more than four times the diagnostic capabilities

The TRK-2P features a complete Auto-Alignment system, combined with Auto-Refractometer, Keratometer, Non-Contact Tonometer and Pachymeter in one instrument. The rotating touch screen control panel offers total flexibility in terms of operator and instrument location. The TRK-2P is compact, yet it offers increased performance and cost savings, putting great emphasis on efficiency.



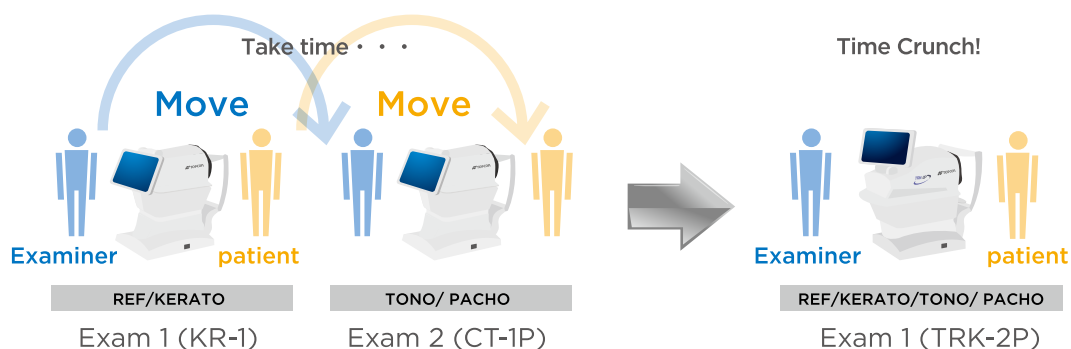


Features

- » Refractometer, Keratometer, Non-Contact Tonometer, and Pachymeter in one single instrument
- » Fully automated
- » Rotating touch screen control panel
- » Compact and modern design

Ultra easy solution in pretesting

This unique 4 in 1 instrument is ideal for busy and the most modest of screening rooms. The TRK-2P is not only smaller than its predecessor, but the result of such unique combination of 4 instruments in 1 means that only one instrument is needed for all your pretest requirements. It saves the half space than Auto-Refractometer, Keratometer, Non-Contact Tonometer. For the patient, travelling from one station to another is no longer required.



Fully Automated Measurement

The TRK-2P is fully automated and both eyes can be measured during one sitting, gathering valuable information quickly. Such efficient operation results in less discomfort to the patient and a speedy examination.





Flexible and Space Saving Layout

The rotating touch screen control panel enables for the instrument to be positioned against the wall; in the corner of the room or in the classic forward facing way. It optimizes further the room space than keeping the facing position. The operator also has flexibility to be behind the patient to offer support when needed.



Front Position



Side Position



Back Position

Easy-to-Use 8.5 inch color touch panel monitor

The large monitor is very multifunctional, including: manual alignment control panel; manual shooting button; and an easy to see display of live anterior image during the measurement. Each measurement mode is clearly displayed with icons and actions for ring image, pupil diameter, results and menu settings are all extremely easy to use.

EX.) REF/KERATO mode

Labels for the REF/KERATO mode interface:

- ID
- Right Eye
- Chinrest Up / Down
- Position Reset
- Measuring Mode
- Cataract
- Fixation target
- FOG
- Target Image
- Print
- Corneal Diameter
- All Clear
- Mode
- Left Eye
- Move Head Forward
- Move Head Backward
- Start
- Auto / Manual

EX.) TONO/PACHO mode

Labels for the TONO/PACHO mode interface:

- Measuring Mode
- IOL
- 30/60
- 1x
- MULTI
- All Clear

Instant Trigger



For patients unable to fixate on the same point for a period of time, the TRK-2P has an instant trigger button. The operator is in full control throughout the measurement process and the trigger button can be pressed at any point, even once the auto alignment has started.



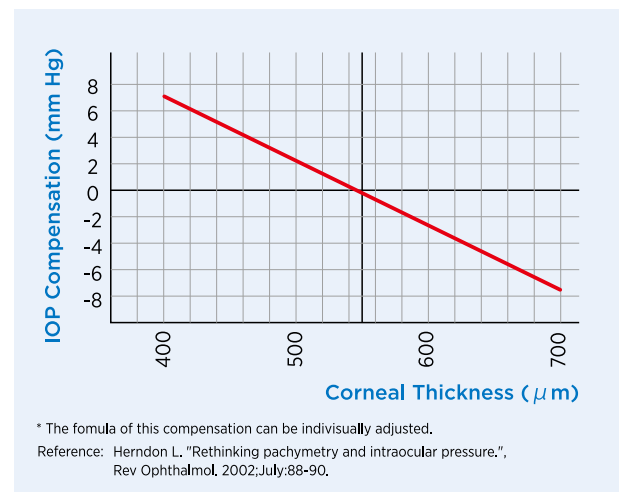
Touch and measure



Pachymetry and IOP Measurements



Studies show that the corneal thickness directly correlates to IOP measurements. The built-in pachymetry function assists the practitioner in evaluating the IOP related data. The calculated IOP value is corrected for thicker or thinner corneas compared to the average. The integrated formula for IOP compensation can be customised by the end user based on the latest clinical research.



Manual mode



If required, TRK-2P can be set in manual mode as well. Only to do is tap on pupil then TRK-2P will follow your finger position. Distance indication will also help to determine the head position forward or backward.

Cataract Mode



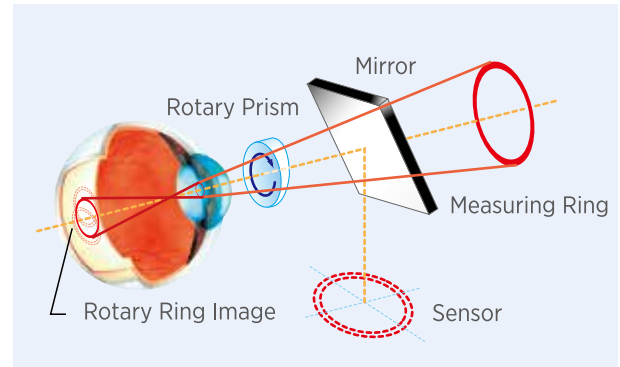
The cataract mode is available either on the automatic or manual setting. This is intended to assist measurement of patients who have cataract or an opacity, by increasing the exposure.



Rotary Prism Technology



With Rotary Prism Technology, the TRK-2P provides stable measurement. The unique eccentric rotation of measurement ring is designed to decrease the artifact from the fundus.



Built-in autocut printer



The TRK-2P is equipped with a built-in thermal printer that can be easily loaded with a roll of paper. The TRK-2P cuts the paper automatically at the end of printing.

Easy manual alignment with control lever unit accessory



LU-1*

The LU-1 control lever accessory adds manual control for measurement when patient compliance requires it.



*Optional accessory

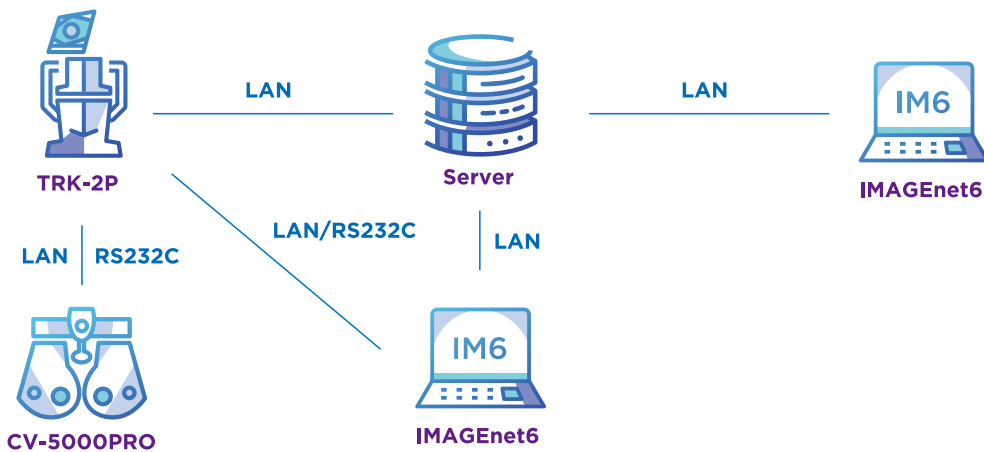


Specifications

REF Measurement	
Measuring range	Spherical refractive power : -30D to +25D (0.12D/0.25D steps)* Cylindrical refractive power: 0D to ±12D (0.12D/0.25D steps)* Direction of astigmatic axis: 0° to 180° (1°/5° steps)
Minimum measurable pupil diameter	Φ2.0mm
PD measurement range	20 to 85mm (0.5mm step)
Target fixation	Auto fog system
KRT Measurement	
Measuring range	Cornea curvature radius: 5.00mm to 13.00mm (0.01mm step) Corneal refractive power: 67.50D to 25.96D (0.12D / 0.25D steps) (where, corneal refractive power =1,3375D) Corneal astigmatic power: 0D to ±12D (0.12D / 0.25D steps) Direction of corneal astigmatic axis: 0° to 180° (1°/5° steps)
Ocular Pressure Measurement	
Measuring range	1 to 60mmHg (1mmHg step)
Cornea Thickness Measurement	
Measuring range	0.400mm to 0.750mm (0.001mm step)
Others	
Chinrest travel distance	up/down: 67mm
Other Specifications	
Dimensions	293-396mm(W) x 505-601mm(D) x 470-682mm(H)
Weight	22.0kg
Power Supply	100-240V AC, 50-60Hz, 100VA

* -30D ≤ spherical refractive power + cylindrical refractive power or spherical refractive power + cylindrical refractive power ≤ +25D

System Chart



IMPORTANT In order to obtain the best results with this instrument, please be sure to review all user instructions prior to operation.
Not all products, services, or offers are available in all markets. Contact your local distributor for country-specific information and availability.

TOPCON INSTRUMENTS (MALAYSIA) SDN. BHD.
(Regional Office for Topcon Healthcare Southeast Asia)
Unit 2, 4, Jalan Pensyarah U1/28, Hicom-glenmarie Industrial Park,
40150 Shah Alam, Selangor, MALAYSIA
Phone: +603-766 16260 Fax: +603-766 16261
Email: mys_tim_marketing_sm@topcon.com
www.topconhealthcare.my

TOPCON SINGAPORE MEDICAL PTE. LTD.
100G Pasir Panjang Road, #02-18, Interlocal Centre,
SINGAPORE 118523
Phone: +65-68720606 Fax: +65-67736150
E-mail: med.sales.sg@topcon.com
www.topconhealthcare.sg

TOPCON INSTRUMENTS (THAILAND) CO., LTD.
77/162 Sinnsathorn Tower, 37th Floor, Krungthoburi Rd.,
Klongtongnai, Klongsarn, Bangkok 10600, THAILAND
Phone: +66-02-440-1152 Fax: +66-02-440-1158
Email: tha_medical@topcon.com
www.eyecare.topcon.co.th

MEHRA EYETECH PRIVATE LIMITED
801 B Wing, Lotus Corporate Park, Graham Firth Steel Compound
Goregaon (East) Mumbai 400063 Maharashtra, INDIA
Phone: +91-22-61285455
E-mail: sales@mehraeyetech.in
www.topconhealthcare.in

TOPCON (BEIJING) MEDICAL TECHNOLOGY CO., LTD.
Room 2808, Tower C, JinChangAn Building, No.82, Middle Section of
East 4th Ring Road, Chaoyang District, Beijing 100124, P.R. CHINA
Phone: +86-10-8794-5176
E-mail: cn_marketing@topcon.com
www.topcon-china.net/

TOPCON KOREA MEDICAL CO., LTD.
2F YK Building, 205, Dogok-ro, Gangnam-gu,
Seoul, Republic of Korea
Phone: +82-2-6959-7947
E-mail: tkm@topcon.com
www.topconhealthcare.kr/



TOPCON CORPORATION

75-1 Hasunuma-cho, Itabashi-ku, Tokyo 174-8580, JAPAN.
Phone: +81-(0)3-3558-2522/2502
Fax: +81-(0)3-3965-6898
www.topconhealthcare.jp

